



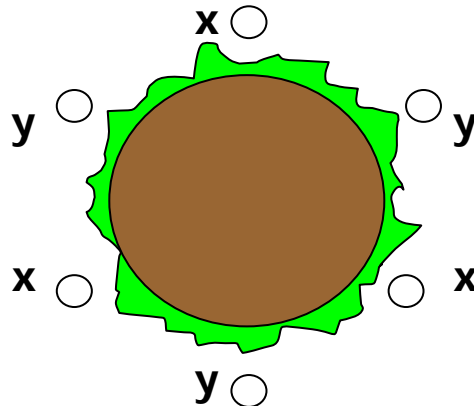
## Pitches repair on the greens

A pitch must be raised immediately. In this case, it will heal in 24 hours. If not, it will be necessary 15 days so that the green finds a surface and a normal aspect.

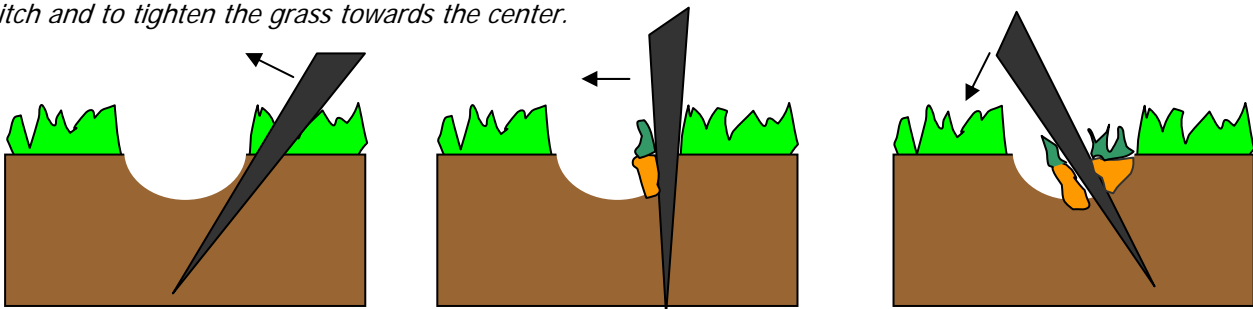
To raise a pitch, it is necessary to decompress the ground and to tighten the grass as indicated in the diagrams below. According to the scheme below, the pitch can have various aspects. It is thus necessary to observe the zone most deteriorated for reforming the initial aspect of surface well.

To raise a pitch on a green is an obligation for the player.

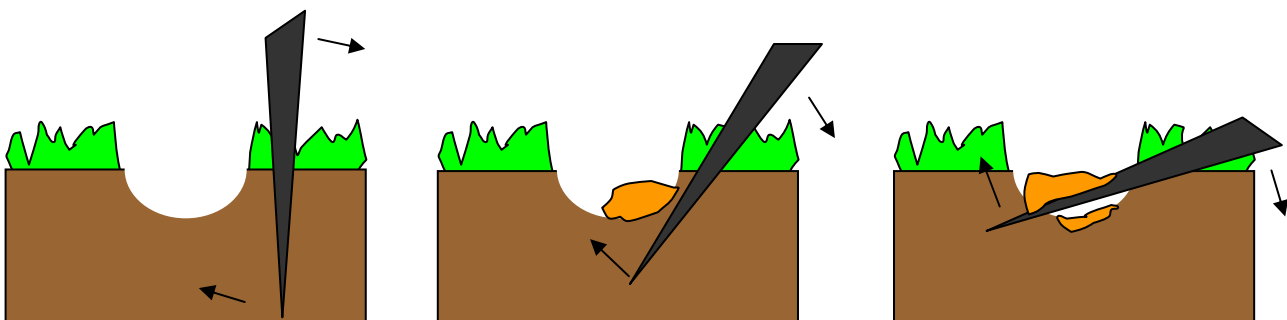
- a) « x » show the points of penetration of the raise-pitch to tighten the grass and to make it find its flatness.  
« y » show the points of penetration of the raise-pitch to decompress the ground.



- b) To insert the raise-pitch in the ground into 45° and 1,5 cm of depth approximately, apart from the perimeter of the pitch and to tighten the grass towards the center.



- c) To insert the raise-pitch vertically to decompress the ground by printing a movement upwards.



- d) To harden the grass with the blade of the putter or the palm of the hand.

